



Upright Reach-In Single Door Refrigerator models 2010

model 2010 (Stainless Steel Door) 2011 (Glass Door)

Description:

Randell Series 2000 Upright are built for years of efficient, high performance service. The top mounted, expansion valve refrigeration system offers the highest, most consistent performance available while maximizing usable interior space.

Finishes:

- Standard Series** Doors/Louver: Stainless steel.
Exterior Sides: Anodized aluminum. Interior: Anodized aluminum
- E Series** Cabinet interior, exterior sides, fronts, and doors stainless steel.

Specifications:

CABINET EXTERIOR: Cabinet body is constructed of all metal, inside & out. The top, bottom, & back are galvanized steel. Front and sides are available in finishes as listed above. Door and louver are stainless steel and are removable without tools. Unit on 6" casters, front two are locking.

CABINET INTERIOR: Interior of cabinet is fully covered to meet N.S.F. standard #7. The interior walls, ceiling and door liner are available in either stainless steel or anodized aluminum as listed above. Foamed in place, CFC free urethane insulation. Snap-in A.B.S. breaker strips.

DOORS: Stainless steel front with either anodized aluminum or stainless steel liner, mounted on heavy duty cam lift hinges with automatic light switch, heavy duty chrome handle, cylinder door lock. Glass doors to be insulated glass with bright extruded aluminum frames, switch for interior light mounted on exterior of glass door unit.

REFRIGERATION: Top mounted condensing unit and evaporator coil, expansion valve system with thermostatic control, factory tested and balanced to maintain 38° F. average interior temperature utilizing CFC free 134a refrigerant. Evaporator coil is coated to resist corrosion. Unit supplied with master on/off switch and 8' cord and plug. Access to service points without tools is standard.

Standard Features:

- Expansion Valve
- Exterior LED Temperature Display
- Top mounted Compressor & Evaporator Coil
- C.F.C. Free R-134a Refrigerant
- Efficient Hot Gas Condensate Evaporator

model 2010 shown



Standard Features Continued:

- Automatic Defrost
- 8' Cord & Plug
- Main Power Supply Switch
- Self-Closing Cam Lift Hinges with 120° Open Feature (Lifetime Warranty)
- Automatic Interior Light for door
- 6" Casters - Factory Mounted (Front two Locking)
- Cylinder Door Locks
- Polyurethane Insulation
- Snap-In Magnetic Door Gaskets
- 3 Baked Epoxy Coated Wire Shelves With Stainless Steel Support Clips (Adjustable every 1")
- Fully Coved Interior Meeting N.S.F. Standard #7

Options & Accessories:

- Universal Tray Slides (set of two) Qty. _____ Sets _____
- *1/2 Doors Solid Glass Qty. _____ Location _____
- 6" Legs
- Remote (Add Suffix "R")
- Extra Interior Shelves Qty. _____
(maximum of (23) or (20) additional on 1.5" centers-leaves 1" clear)
- Finished Back
- Export Voltage(s) Specify Voltage _____
- Prison Package

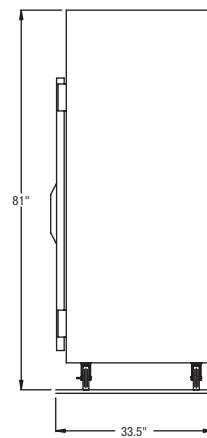
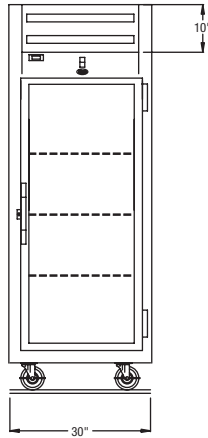
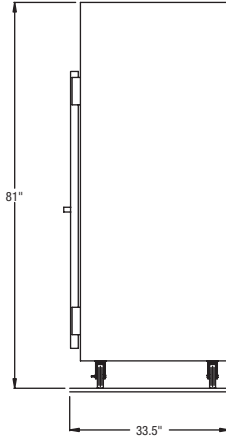
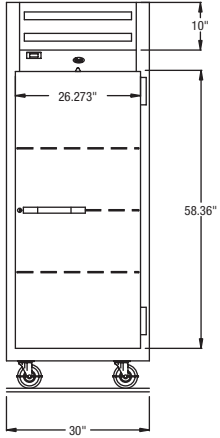
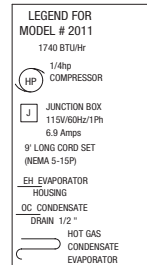
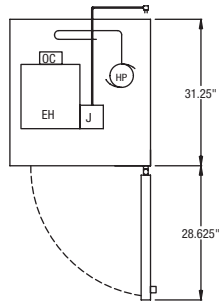
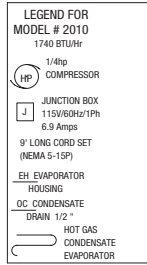
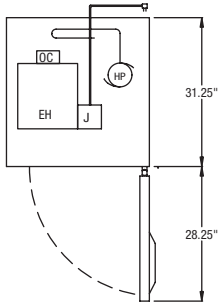
*Split glass door option available on model 2011 only.



Randell, a DI Foodservice Company
1055 Mendell Davis Drive, Jackson MS 39272
phone 888-994-7636 fax 888-864-7636

For the most current specs, visit difoodservice.com
Randell Upright, Page 1

Revised 08/05



MODEL #2010

MODEL # 2011




TRAYSLIDE CAPACITIES

Universal Pan Slides Model....RIUNIVPS - set of two.
For 12 x 20 food pans or 18 x 26 sheet pans.

Maximum capacity of 12" x 20" food pans per full height section:
(6) 6" deep pans, (8) 4" deep pans, (18) 2" deep pans.

Maximum capacity of 18" x 26" sheet pans with 2" spacing is (22).

FOR REMOTE MODELS				
Use same specifications as self-contained models except for:				
Model No.	Rec. H.P.	Rec. BTU/Hr.	Amp.	Ship Wt.
2010R solid door	1/4	1740	5	345
2011R glass door	1/4	1740	5	345



Note: All remote Upright come standard on 6" legs in lieu of casters.

SELF-CONTAINED SINGLE SECTION REFRIGERATORS													
Model	L	D	H	Doors	Cu./Ft.	Shelves	Shelves Sq. Ft.	HP	Volt	Amps	NEMA	BTU Rating	Ship Wt.
2010	30"	33 1/2"	81.25"	1	23.1	3	11.75	1/4	115/60/1	6.9	5-15P	1740*	425
2011	30"	33 1/2"	81.25"	1	23.1	3	11.75	1/4	115/60/1	6.9	5-15P	1740*	425

*Based on 90° ambient and -10° evaporator.

Randell, a DI Foodservice Company

phone 888-994-7636 fax 888-864-7636

Due to continuous product improvement, designs are subject to change without notice

