



# Upright Reach-In Double Door Refrigerator models 2020

model  2020 (Stainless Steel Doors)  2021 (Glass Doors)

### Description:

Randell Series 2000 Upright are built for years of efficient, high performance service. The top mounted, expansion valve refrigeration system offers the highest, most consistent performance available while maximizing usable interior space.

### Finishes:

- Standard Series Doors/Louver:** Stainless steel.  
**Exterior Sides:** Anodized aluminum. **Interior:** Anodized aluminum
- E Series** Cabinet interior, exterior sides, fronts, and doors stainless steel.

### Specifications:

**CABINET EXTERIOR:** Cabinet body is constructed of all metal, inside & out. The top, bottom, & back are galvanized steel. Front and sides are available in finishes as listed above. Doors and louver are stainless steel and are removable without tools. Unit on 6" casters, front two are locking.

**CABINET INTERIOR:** Interior of cabinet is fully coved to meet N.S.F. standard #7. The interior walls, ceiling and door liner are available in either stainless steel or anodized aluminum as listed above. Foamed in place, CFC free urethane insulation. Snap-in A.B.S. breaker strips.

**DOORS:** Stainless steel front with either anodized aluminum or stainless steel liner, mounted on heavy duty cam lift hinges with automatic light switch, heavy duty chrome handle, cylinder door lock. Glass doors to be insulated glass with bright extruded aluminum frames, switch for interior light mounted on exterior of glass door unit.

**REFRIGERATION:** Top mounted condensing unit and evaporator coil, expansion valve system with thermostatic control, factory tested and balanced to maintain 38° F. average interior temperature utilizing CFC free 134a refrigerant. Evaporator coil is coated to resist corrosion. Unit supplied with master on/off switch and 8' cord and plug. Access to service points without tools is standard.

### Standard Features:

- Expansion Valve
- Exterior LED Temperature Display
- Top mounted Compressor & Evaporator Coil
- C.F.C. Free R-134a Refrigerant
- Efficient Hot Gas Condensate Evaporator

model 2020 shown



### Standard Features Continued:

- Automatic Defrost
- 8' Cord & Plug
- Main Power Supply Switch
- Self-Closing Cam Lift Hinges with 120° Open Feature (Lifetime Warranty)
- Automatic Interior Light on door
- 6" Casters - Factory Mounted (Front two Locking)
- Cylinder Door Locks
- Fully Coved Interior Meeting N.S.F. Standard #7
- Polyurethane Insulation
- 3 Baked Epoxy Coated Wire Shelves Per Section With Stainless Steel Support Clips (Adjustable every 1")
- Snap-In Magnetic Door Gaskets

### Options & Accessories:

- Universal Tray Slides (set of two) Qty. \_\_\_\_\_ Sets \_\_\_\_\_
- \*1/2 Doors  Solid  Glass Qty. \_\_\_\_\_ Location \_\_\_\_\_
- 6" Legs
- Remote (Add Suffix "R")
- Extra Interior Shelves Qty. \_\_\_\_\_  
(maximum of (23) or (20) additional on 1.5" centers-leaves 1" clear)
- Finished Back
- Export Voltage(s) Specify Voltage \_\_\_\_\_
- Prison Package

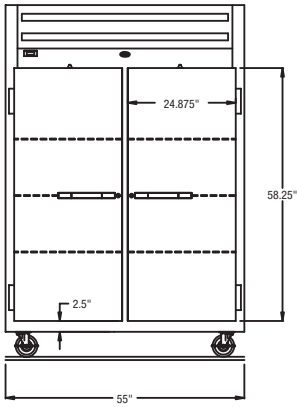
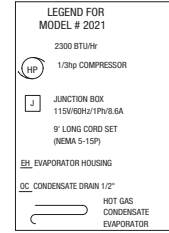
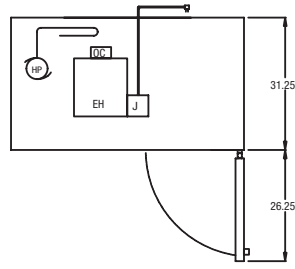
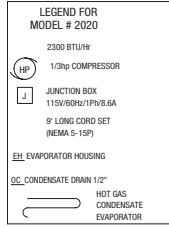
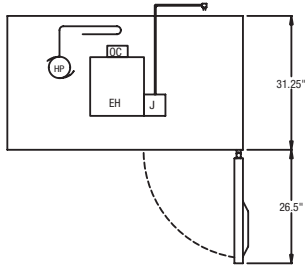
\*Split glass door option available on model 2021 only.



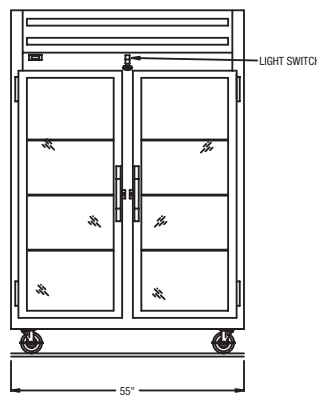
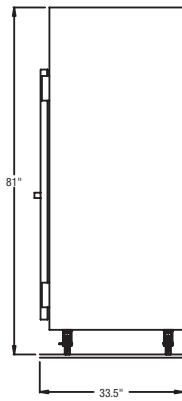
Randell, a DI Foodservice Company  
1055 Mendell Davis Drive, Jackson MS 39272  
phone 888-994-7636 fax 888-864-7636

For the most current specs, visit [difoodservice.com](http://difoodservice.com)  
**Randell Upright, Page 3**

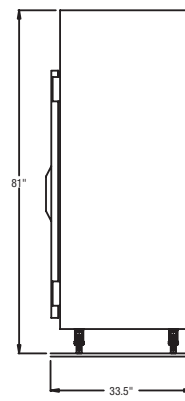
Revised 08/05



MODEL #2020



MODEL # 2021



**TRAYSLIDE CAPACITIES**

**Universal Pan Slides .... Model....RIUNIVPS** - set of two.  
For 12 x 20 food pans or 18 x 26 sheet pans.

Maximum capacity of 12" x 20" food pans per full height section:  
(6) 6" deep pans, (8) 4" deep pans, (18) 2" deep pans.

Maximum capacity of 18" x 26" sheet pans with 2" spacing is (22).

FOR REMOTE MODELS				
Use same specifications as self-contained models except for:				
Model No.	Rec. H.P.	Rec. BTU/Hr.	Amp.	Ship Wt.
2020R solid door	1/3	2300	5	545
2021R glass door	1/3	2300	5	545

Note: All remote Upright come standard on 6" legs in lieu of casters.



SELF-CONTAINED SINGLE SECTION REFRIGERATORS													
Model	L	D	H	Doors	Cu./Ft.	Shelves	Shelves Sq. Ft.	HP	Volt	Amps	NEMA	BTU Rating	Ship Wt.
2020 solid door	55"	33 1/2"	81.25"	2	46.08	6	26	1/3	115/60/1	8.6	5-15P	2300*	595
2021 glass door	55"	33 1/2"	81.25"	2	46.08	6	26	1/3	115/60/1	8.6	5-15P	2300*	595

\*Based on 90° ambient and -10° evaporator.

**Randell, a DI Foodservice Company**

phone 888-994-7636 fax 888-864-7636

Due to continuous product improvement, designs are subject to change without notice

